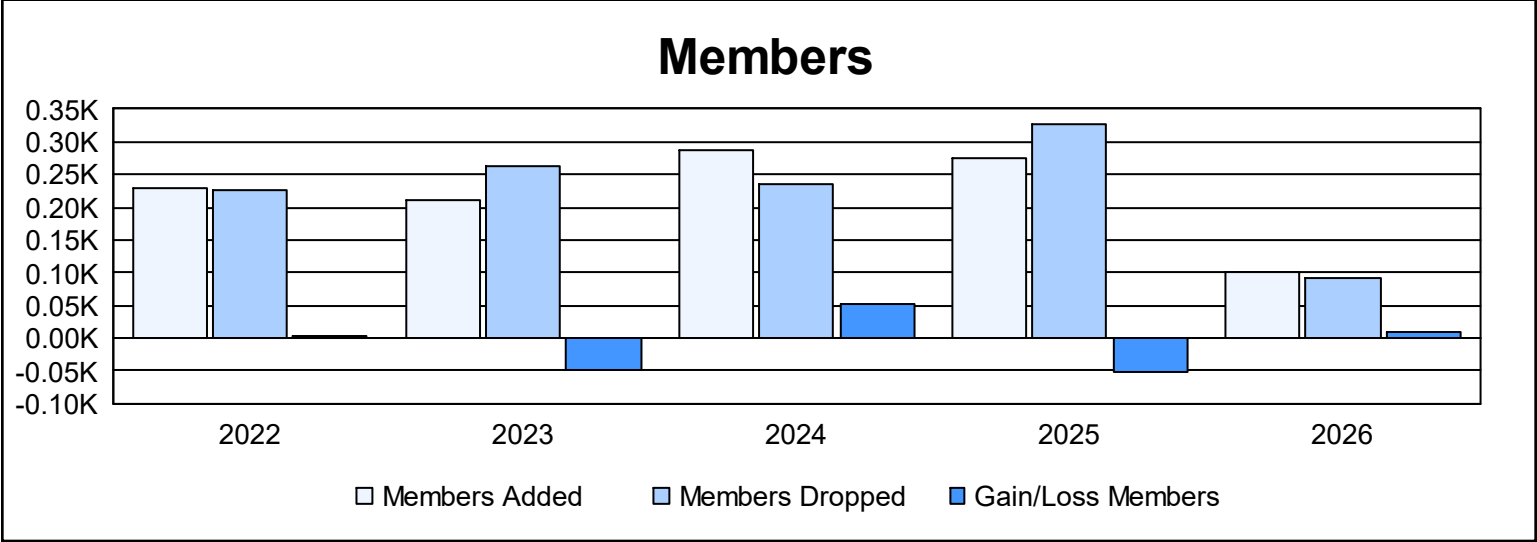
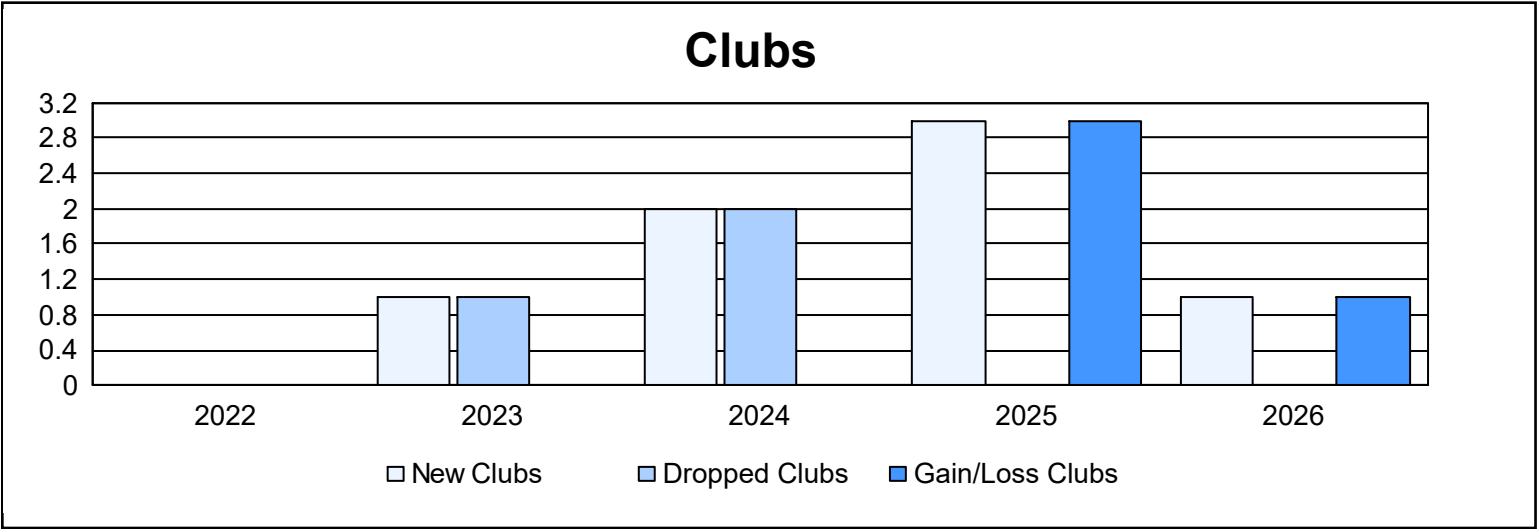
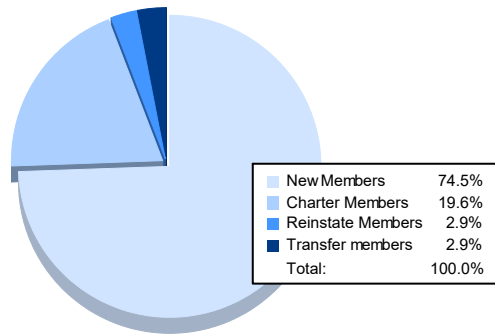


| Year      | New Clubs | Dropped Clubs | Gain/ Loss Clubs | New Members | Charter Members | Reinstate Members | Transfer Members | Total Member Added | Total Members Dropped | Gain/ Loss Members |
|-----------|-----------|---------------|------------------|-------------|-----------------|-------------------|------------------|--------------------|-----------------------|--------------------|
| 2021-2022 | 0         | 0             | 0                | 195         | 8               | 18                | 7                | 228                | 225                   | 3                  |
| 2022-2023 | 1         | 1             | 0                | 175         | 22              | 7                 | 8                | 212                | 262                   | -50                |
| 2023-2024 | 2         | 2             | 0                | 212         | 59              | 6                 | 11               | 288                | 235                   | 53                 |
| 2024-2025 | 3         | 0             | 3                | 177         | 70              | 17                | 10               | 274                | 327                   | -53                |
| 2025-2026 | 1         | 0             | 1                | 76          | 20              | 3                 | 3                | 102                | 93                    | 9                  |
| Average   | 1         | 1             | 1                | 167         | 36              | 10                | 8                | 221                | 228                   | -8                 |



### Membership Composition November 2025 Cumulative



### Gender Composition November 2025 Cumulative

